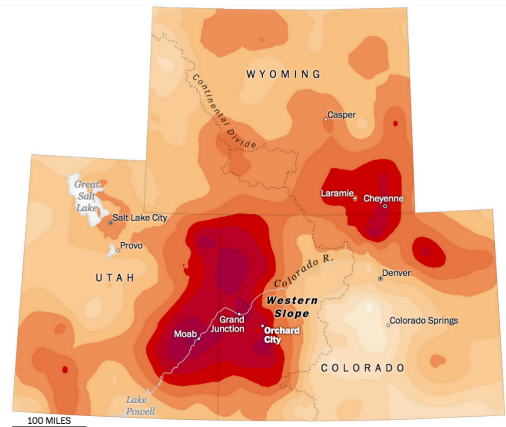
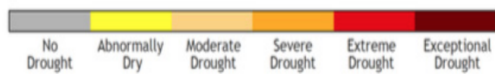

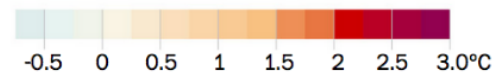


3. Now back to the phenomenon. Given the relationships you have just examined, how does the temperature change map help you understand the drought situation?

Drought in the Western US



Temperature change, 1895-2019



climate.gov

Interpret:

Which factor affects all other world climate factors? Why? Give two examples.